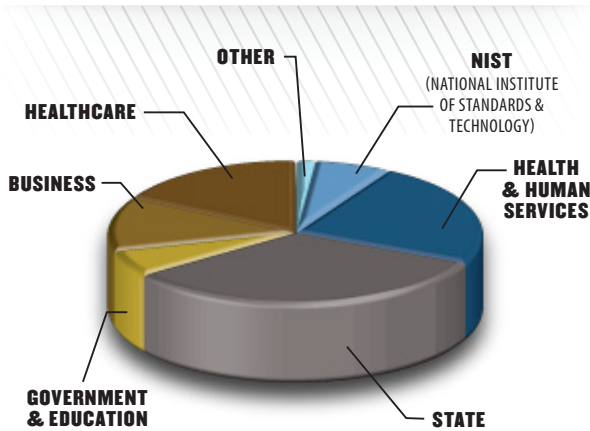


MOVE INDIANA FORWARD

2013-14 Funding for Business and Healthcare
TOTAL: \$10,478,000 FROM 257 FUNDING SOURCES



■ FEDERAL ■ STATE ■ FEES FOR SERVICE

DAVID R. MCKINNIS, PH.D.

Director, Technical Assistance Program

OFFICE: (765) 494-9189

MOBILE: (765) 427-7292

EMAIL: mckinnis@purdue.edu

Purdue Technical Assistance Program (TAP)
Purdue Research Park
1435 Win Henschel Blvd., Suite 215
West Lafayette, IN 47906

MAIN OFFICE: (765) 494-6258

MAIN EMAIL: tap@purdue.edu

WEBSITE: tap.purdue.edu


SOLUTIONS FOR SUCCESS

PURDUE TECHNICAL ASSISTANCE PROGRAM

55 FACULTY EXPERTS
7 PURDUE COLLEGES/SCHOOLS

965 EMPLOYERS
83 INDIANA COUNTIES
8,842 TRAINED

\$138 MILLION
MEDICARE/MEDICAID
INCENTIVE PAYMENTS




2014: A Year In Review

PURDUE
TECHNICAL ASSISTANCE
PROGRAM

PURDUE
UNIVERSITY

29 YEARS OF ASSISTANCE

Purdue University's Technical Assistance Program (TAP) continues to engage business, industry, healthcare, and government in Indiana and beyond.



For more than 900 employers in nearly every Indiana county, our network of 172 engaged Purdue faculty, students, and staff addresses tough challenges and supports new business opportunities.

Our Manufacturing Extension Partnership center — and other initiatives toward competitiveness, technology adoption, and workforce development — created jobs, increased sales, and reduced costs for Indiana companies this year. Meanwhile, our Purdue Healthcare Advisors brought millions of dollars to Indiana by partnering with hospitals and healthcare organizations to facilitate governmental compliance with Electronic Health Records systems.

\$112.8 MILLION SALES
\$9.6 MILLION COST REDUCTION
\$58.2 MILLION CAPITAL INVESTMENT

PURDUE HEALTHCARE ADVISORS



HEALTHCARE-PROVIDER ORGANIZATIONS SERVED BY COUNTY
 July 1, 2013 - June 30, 2014

Purdue Healthcare Advisors Office

243 healthcare providers served in 65 counties
 40 out-of-state providers served

PROVIDERS SERVED

In 2013–14, Purdue Healthcare Advisors and its faculty, staff, and student participants served 243 healthcare organizations in 65 counties, helping them to improve patient care, meet government regulations, and increase practice margins through innovations in productivity, safety, and efficiency.

ACTIVITY AND IMPACT DATA

July 2013–June 2014

Helped hospitals and healthcare providers earn an estimated \$138 million from the CMS Meaningful Use Incentive Payment Program for achieving federal EHR standards.

FUNDING

Received **\$5,243,381** in funding from **141** sources.

TRAINING

Provided training to **627** healthcare-provider employees. Assisted more than **3,000** physicians with Electronic Health Records (EHR) since 2010.

TAP BUSINESS SERVICES



BUSINESSES SERVED BY COUNTY
 July 1, 2013 - June 30, 2014

TAP Offices Engagement Offices

722 Indiana employers served in 76 counties
 66 out-of-state employers served

BUSINESSES SERVED

In 2013-14, TAP faculty, graduate students, and staff worked with more than 700 employers and governmental units in 76 counties across Indiana.

ECONOMIC IMPACT DATA

July 2013–June 2014

Total funding **\$10,478,297**
 Increased or retained sales **\$112.8 million**
 Cost savings **\$9.6 million**
 Capital investment **\$58.2 million**

EMPLOYMENT

Jobs added/saved **405**

TRAINING

Employees trained **8,215**