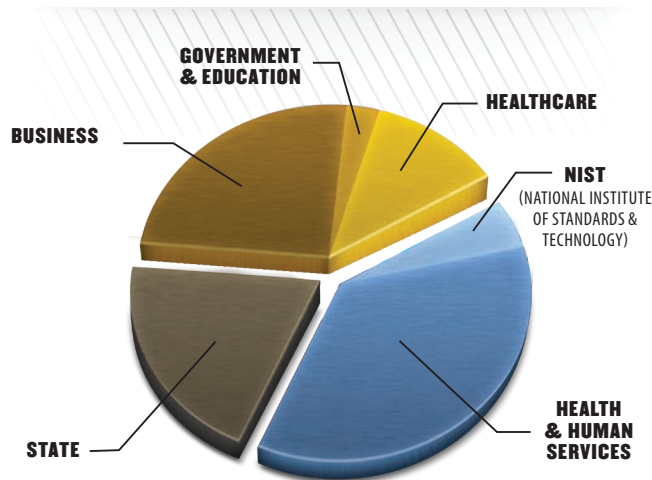


MOVE INDIANA FORWARD

2012-13 Funding for Business and Healthcare
TOTAL: \$10,264,000 FROM 186 FUNDING SOURCES



DAVID R. MCKINNIS, PH.D.

Director, Technical Assistance Program
Acting Director, Purdue Healthcare Advisors (PHA)

OFFICE: (765) 494-9189

MOBILE: (765) 427-7292

mckinnis@purdue.edu

DAVID SNOW

Director, Manufacturing Enterprise Partnership (MEP)

OFFICE: (317) 275-6811

MOBILE: (317) 945-3099

davesnow@purdue.edu

53 FACULTY EXPERTS
7 PURDUE COLLEGES/SCHOOLS

926 EMPLOYERS
84 INDIANA COUNTIES
7,489 TRAINED

\$105 MILLION
MEDICARE/MEDICAID
INCENTIVE PAYMENTS

PURDUE
TECHNICAL ASSISTANCE
PROGRAM

765-494-6258 | tap@purdue.edu | tap.purdue.edu

SOLUTIONS FOR SUCCESS

PURDUE TECHNICAL ASSISTANCE PROGRAM




2013: A Year In Review

PURDUE
UNIVERSITY

28 YEARS OF ASSISTANCE

Purdue University's Technical Assistance Program (TAP) continues to engage business, industry, healthcare, and government in Indiana and beyond.

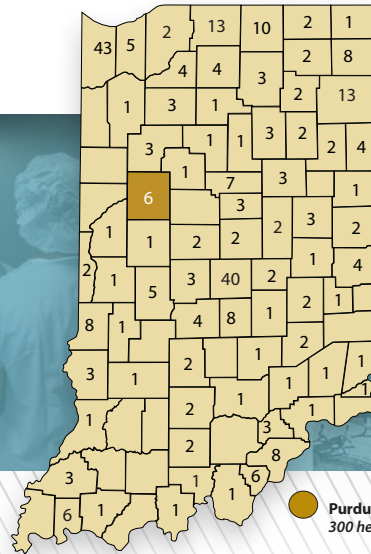


For more than 900 employers in nearly every Indiana county, our network of 162 engaged Purdue faculty, students, and staff addresses tough challenges and supports new business opportunities.

Our Manufacturing Extension Partnership center — and other initiatives toward competitiveness, technology adoption, and workforce development — created jobs, increased sales, and reduced costs for Indiana companies this year. Meanwhile, our Purdue Healthcare Advisors brought millions of dollars to Indiana by partnering with hospitals and healthcare organizations to facilitate governmental compliance with Electronic Health Records systems.

\$129.7 MILLION SALES
\$13.8 MILLION COST REDUCTION
\$26.3 MILLION CAPITAL INVESTMENT

PURDUE HEALTHCARE ADVISORS



HEALTHCARE-PROVIDER ORGANIZATIONS SERVED BY COUNTY
 July 1, 2012 - June 30, 2013

Purdue Healthcare Advisors Office
 300 healthcare providers served in 75 counties

PROVIDERS SERVED

In 2012–13, Purdue Healthcare Advisors and its faculty, staff, and student participants served 300 healthcare organizations in 75 counties, helping them to improve patient care, meet government regulations, and increase practice margins through innovations in productivity, safety, and efficiency.

ACTIVITY AND IMPACT DATA

July 2012–June 2013

Helped hospitals and healthcare providers earn an estimated \$105 million from the CMS Meaningful Use Incentive Payment Program for achieving federal EHR standards.

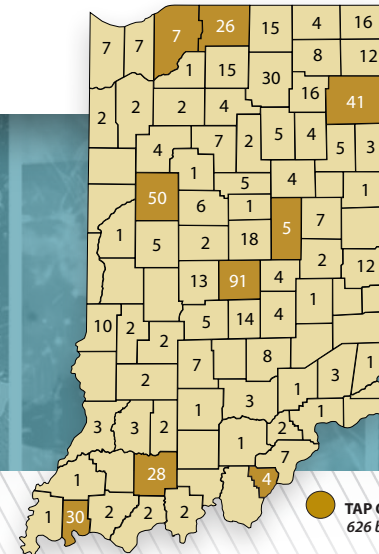
FUNDING

Received **\$5,886,877** in funding from **98** sources.

TRAINING

Provided training to **1,038** healthcare-provider employees. Assisted **1,519** physicians with Electronic Health Records (EHR).

TAP BUSINESS SERVICES



BUSINESSES SERVED BY COUNTY
 July 1, 2012 - June 30, 2013

TAP Offices
 626 businesses served in 74 counties

BUSINESSES SERVED

In 2012-13, TAP faculty, graduate students, and staff worked with more than 600 employers and governmental units in 74 counties across Indiana.

ECONOMIC IMPACT DATA

July 2012–June 2013

Total funding **\$10,264,561**
 Increased or retained sales **\$129.7 million**
 Cost savings **\$13.8 million**
 Capital investment **\$26.3 million**

EMPLOYMENT

Jobs added/saved **1,962**

TRAINING

Employees trained **6,451**